

H 740



L 1200; 1400; 1600; 1800  
W 700; 800



L 1200; 1400  
W 600



L 2400; 2800; 3200; 3600  
W 800



L 1200; 1400; 1600; 1800  
W 800



L 1200; 1400; 1600; 1800  
W 1440; 1640



L 1536; 1336  
W 595



L 2400; 2800; 3200; 3600  
W 1440; 1640



L 1200; 1400; 1600; 1800  
W 1440; 1640



L 1400; 1600; 1800  
W 1200



L 800  
W 600

Possibility to extend the length of the 2 or 4 desk bench by ordering supplementary units.  
We recommend to connect up to 6 back to back units.

---

## FEATURES

- Easy to assemble and disassemble - “metal to metal” construction
- Just one tool for assembling (DIN911 S5)

---

## QUALITY STANDARD

- LST EN 527-1:2011
- LST EN 527-2:2003
- All desks meet the requirements of the LST EN 527-3:2003 standard

---

## TECHNICAL INFORMATION

### Desktop

- 25 mm MFC (melamine) with 2 mm ABS edging;
- 10 mm gap between the legs and the desktop;
- 40 mm gap between the desktops in back to back benches (depth of benches – 1440/1640).

### Metal beam

- Metal tube - 40x20 mm;
- With welded metal plates for leg fixing;
- Powder coated metal, colour matches the legs.

### Legs

- Welded metal tube - 40x40 mm;
- Powder coated metal;
- Plastic feet with height levelling (+10 mm).

---

## MATERIALS

- Melamine: P (birch), T (beech), D1 (whitened oak), D2 (amber oak), U (walnut), M1 (white), N (grey), M1D2 (white with amber oak edges);
- Metal: E (white), M (metallic), T1 (dark grey), A (black).

---

## GUARANTEE

- 5 years

### Desktop type



Plain desktop



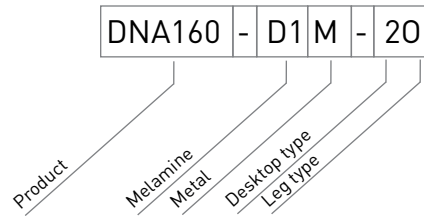
Desktops with a scallop for wire management



Desktops with a cut-out for grommet and wire management


# ORDERING EXAMPLE

## Code structure



## Must be ordered

(for desktop with cut-out)




Metal grommet:  
317x119 mm,  
H=27 mm

## Optional




Power socket  
blocks



Cable trays



Cable clips



Cable ducts